

# 8640-BILLET-STRAIGHT

## CUT CAM GEARS

**CB PERFORMANCE**

1715 N. Farmersville Blvd., Farmersville, CA 93223

Phone: 599-733-8222

Fax: 559-733-7967

Toll Free: 1-800-274-8337

### INSTALLATION INSTRUCTIONS

Clean gears before installation.

Try the fit of cam gear on camshaft. If it is too tight, sand cam lightly by hand until gear turns freely. This is a register and cannot be loose.

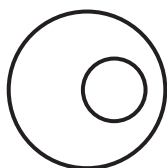
Place desired degree washers on cam gear followed by the Wave-loc washer and bolt. Torque bolts to 20 foot pounds.

Before bolting case halves together, install oil pump and check clearance between oil pump and cam bolts.


Degree Washers:

Gold	0 Degrees
Plain	2 Degrees
Silver	4 Degrees

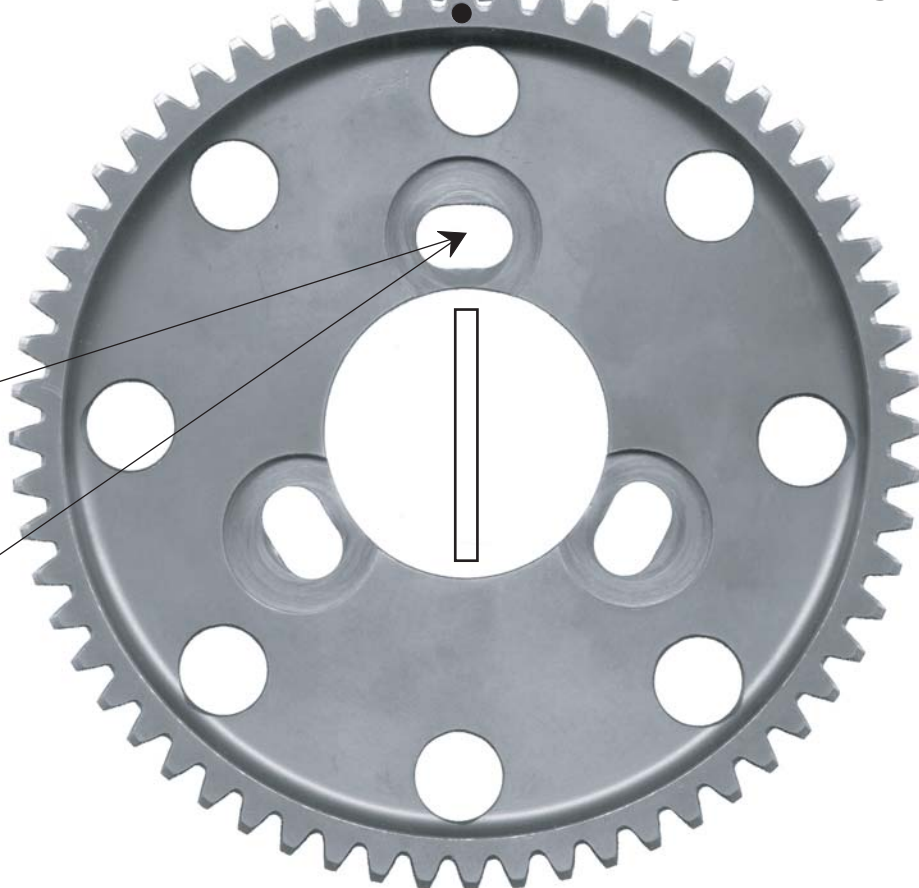
RETARD



ADVANCE



**MAKE SURE  
CAM & CRANK  
GEAR LINE UP!**



**CB PERFORMANCE**  
HIGH PERFORMANCE  
RACING PRODUCTS

"ALL SALES AS IS"